



District Report Card: 2017


State: Haryana	District: Kurukshetra
Class: 3	Subject: Language
Schools: 61	Students: 852


Participation/Coverage


Students

<div>GENDER</div> <div></div>	Boys		Girls	
	Number	%	Number	%
	417	48.94	435	51.06

<div>AREA</div> <div></div>	Rural		Urban	
	Number	%	Number	%
	669	78.52	183	21.48

<div>CATEGORY</div> <div></div>	SC		ST		OBC		GEN	
	Number	%	Number	%	Number	%	Number	%
	399	46.83	1	0.12	340	39.91	112	13.15

<div>CWSN</div> <div></div>	LD	VI	HI	S&LD	ID	Oth
	2	1	1	0	4	0

<div>Management</div> <div></div>	Government		Government-aided	
	Number	%	Number	%
	796	93.43	56	6.57

Average Performance of Students in Language (%)

Overall	Gender		Area		Management		Social Group			
	Male	Female	Rural	Urban	Govt.	Aided	SC	ST	OBC	GEN
61.55	60.86	62.21	59.48	69.11	61.09	68.10	58.91	60.00	64.31	62.56

Performance on Learning Outcomes (LOs)

Learning Outcomes	Description	Average Performance(%)
L304	Reads small texts with comprehension i.e., identifies main ideas, details, sequence and draws conclusions	62.03
L312	Reads printed scripts on the classroom walls: poems, posters, charts etc.	60.59

Range of Performance of Students who Answered Correctly							
Below 30%		30% - 50%		50% - 75%		Above 75%	
Number	%	Number	%	Number	%	Number	%
103	12.09	154	18.08	306	35.92	289	33.92

Lowest Performing Learning Outcomes (LOs)

1 - Reads printed scripts on the classroom walls: poems, posters, charts etc. (60.59)

2 - Reads small texts with comprehension i.e., identifies main ideas, details, sequence and draws conclusions (62.03)